



# Arts & Crafts **1** PRIMARY

# Table of contents

TERM 1		TERM 2		TERM 3	
<b>TWO DIMENSIONS</b>					
<b>1</b>	<b>Drawing people</b> 7	Partially finished drawing of a boy.	<b>8</b>	<b>Drawing animals</b> 23	Outlines to draw animals.
<b>2</b>	<b>Drawing masks</b> 9	Drawing masks similar to <i>Mao O.D</i> by Basquiat.	<b>9</b>	<b>Colourful animals</b> 25	Interpretation with paints of <i>Fox</i> by Frank Marc.
<b>3</b>	<b>How do they feel?</b> 11	Faces to complete and show different feelings.	<b>10</b>	<b>Colourful dragon</b> 27	Continuing a series to decorate a dragon.
<b>4</b>	<b>Food day I</b> 13	Items to cut out for the next worksheet.	<b>11</b>	<b>Shapes and colours</b> 29	Outlines to finish drawing trees.
	<b>Food day II</b> 15	Collage to make a meal.	<b>12</b>	<b>Abstract art I</b> 31	Interpretation of <i>Number III</i> by Jackson Pollock.
<b>5</b>	<b>My house</b> 17	Outline to complete a house.		<b>Abstract art II</b> 33	Items to cut and stick to the previous worksheet.
<b>6</b>	<b>The bedroom</b> 19	Interpretation of <i>Bedroom in Arles</i> by Van Gogh.	<b>13</b>	<b>The bottom of the sea</b> 35	A drawing of the sea to colour and stick fish to.
<b>7</b>	<b>Christmas time</b> 21	Material and paper to complete a Christmas scene.	<b>14</b>	<b>Same place, different season</b> 37	A drawing of winter to draw in the spring.
			<b>15</b>	<b>Dawn</b> 39	Interpretation of <i>Dawn in Northam</i> by William Turner.
<b>THREE DIMENSIONS</b>					
<b>23</b>	<b>A clown</b> 57	The creation of a figure with movement.	<b>26</b>	<b>A wolf mask</b> 63	The creation of a mask.
<b>24</b>	<b>Food wheel</b> 59	The creation of a wheel that shows a correct diet.	<b>27</b>	<b>Pirates</b> 65	The creation of a scene with three dimensions.
<b>25</b>	<b>Christmas candle</b> 61	The creation of a three dimensional candle decoration.			
			<b>28</b>	<b>A castle</b> 67	The creation of a model castle.
			<b>29</b>	<b>A balloon race</b> 69	The creation of a three dimensional picture.
			<b>30</b>	<b>Rainbow puzzle</b> 71	The creation of a puzzle.

# Picture Dictionary



Cloth



Felt-tip pens



Punch



Coloured paper



Glue



Rubber



Coloured pencils



Paint



Scissors



Cotton wool



Paint brush



Split pin



Crayons



Pencil





Toothpicks

# 1 Drawing people



● Draw a boy.



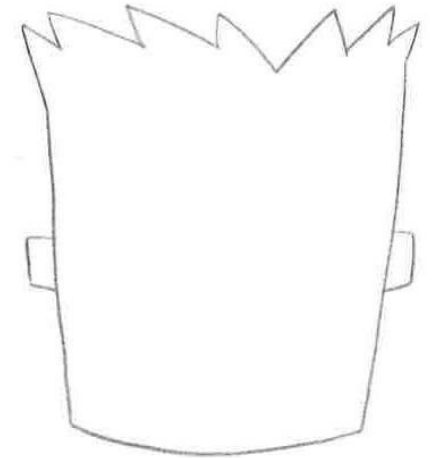



# 2 Drawing masks

Look and draw the masks.




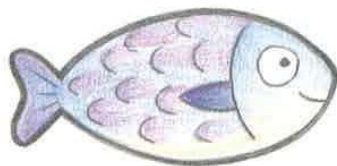
Mask O. D.  
Jean-Michel Basquiat, 1985.



# 4 Food day I




● Cut out the food and look at page 15.



# 4 Food day II



Stick the food on the table.



# 11 Shapes and colours



● Look and draw trees.









Cut and look at page 43.

