



Contents

1

Our Feelings CLIL Social Studies 6

2

Big and Small CLIL Science 12

WORLD LINK 1

Old and New 18

3

At the Park CLIL Math 20

4

In My Room CLIL Social Studies 26

WORLD LINK 2

Fun at the Park 32

5

In the Playroom CLIL Science 34

6

On the Playground CLIL Math 40

WORLD LINK 3

Playground Activities 46



7

In My Backpack CLIL Art 48

8

Art Class CLIL Art 54

WORLD LINK 4

Art Museums around the World 60

9

My Body CLIL Physical Education 62

10

My Face CLIL Science 68

WORLD LINK 5

Amazing Animals 74

11

Playing Outside CLIL Physical Education 76

12

School Friends CLIL Science 82

WORLD LINK 6

Wheels Go Round and Round 88

Scope and Sequence 90

Picture Dictionary 92


Characters & Theme Song



Come on, come on!
The bus is here.
It's time to go
And say hello.

Come on, come on!
It's time for class.
Just try.
You'll be surprised!

Let's smile!
We'll play together.
Let's smile!
Have fun forever.
S-M-I-L-E
S-M-I-L-E



Smiley



Alex

Come on, come on!
It's time to explore.
We'll do it together.
It's an adventure!

Let's smile!
And lighten up.
Let's smile!
Come learn with us.
S-M-I-L-E
S-M-I-L-E

We'll smile!
S-M-I-L-E
Let's smile!
S-M-I-L-E

S-M-I-L-E
S-M-I-L-E
Let's smile!



1

Our Feelings

Lesson 1

A Listen, point, and repeat. 2



1

2

3

4

5

B Listen and number. Then point and say. 3

She's angry.



C Look at **A**. Listen, point, and repeat. Then ask and answer. 4

How are they?



They're hungry.

D Listen and chant. 5

How Are They?

Happy, sad, angry, tired.

Happy, sad, angry, tired.

How is he?

How are they?

How is he?

How are they?



Sad, sad.

Happy, happy.

He's sad.

They're happy.



Oh no!

Oh yes!



How is he?
How are they?


He's **happy**.
They're **happy**.

He's = He is
They're = They are

Lesson 2

A Listen and repeat. 6

B Watch and act. ▶



C Read and say.

1 I'm hungry.



Me too.



2 I'm hungry.



D Listen and sing.

Me Too

I'm happy.

I'm happy.

I am happy.

Me too.

Me too.

I'm happy too.



E Play the game. Ask and answer.

How is he?

He's angry.



A Listen and repeat. Then point and say. 8

1



cry

2



frown

3



sleep

4



smile

B Listen and point. Then look and write. 9

1

angry

frown

2

happy



Feelings
and
Actions




3

tired

4

sad

When I'm _____, I _____.



Unit Link U1

A Find five differences. Then point and say.

A They're happy.
B They're tired.



B Look at Picture B. Listen and answer. 10

1 Picture B - 1

2 Picture B - 2

3 Picture B - 3

4 Picture B - 4

2

Big and Small


Lesson 1

A Listen, point, and repeat. 11




B Listen and number. Then point and say. 12

It's a new backpack.




a big book



a small book



a long pencil



a short pencil



a new backpack



an old backpack

C Look at A. Listen, point, and repeat. Then ask and answer. 13

What is it?



It's a big book.

D Listen and chant. 14



Old and New

Old and new. Old and new.

What is it? What is it?

It's an old backpack.

Old and new. Old and new.

What is it? What is it?

It's a new backpack.



What is it?

It's a long pencil.

It's = It is

Lesson 2

A Listen and repeat. 15

B Watch and act. ▶



C Read and say.

1 Let's share.



OK. Thanks.



2 Let's share.



D Listen and sing. 16

Let's Share

It's a **big** chair.

It's a **big** chair.

It's a **big, big** chair.

Let's share.

OK. Thanks!

Let's share.

(2x)



E Spin, ask, and answer.

What is it?

It's an old book.

