



Contents

Unit 1 long a (-ake, -ane, -ape)	p. 2	Review 3	p. 48
Unit 2 long a (-ate, -ace, -ame, -ave)	p. 8	Unit 7 long u (-ube, -une, -ue)	p. 50
Story Time	p. 14	Unit 8 long e (-ea, -ee)	p. 56
Review 1	p. 16	Story Time	p. 62
Unit 3 long i (-ine, -ite, -ide, -ive)	p. 18	Review 4	p. 64
Unit 4 long i (-ike, -ice)	p. 24	Extra Check	p. 66
Story Time	p. 30	Let's Play!	p. 70
Review 2	p. 32	Songs	p. 72
Unit 5 long o (-ole, -ome, -ote)	p. 34	Picture Cards	p. 73
Unit 6 long o (-one, -ope, -ose)	p. 40	My Phonics 3 Certificate	p. 87
Story Time	p. 46		

Jenny Dooley



Express Publishing

Unit 1

Lesson 1

1 Listen, point, and repeat. 

ake



bake

2 Chant and show! 

B-a-ke is bake!
C-a-ke is cake!

3 Read, choose, and write. 

cake bake lake



Let's _____
the cake!



Look at the cake
on the _____ !




Look at the rake
on the _____ !



cake



lake



rake

4 Listen. Read and circle.   



The rake can ^l_bake a ^c_rake at the ^r_lake.

Unit 1

Lesson 2

5 Listen, point, and repeat.  

ane



mane

6 Chant and show! 

In cane there is an **a_e**,
Cane, cane, cane!

7 Read and choose. Write.  

1



can

cane

2



tap

tape

3



man

mane

4



cap

cape

ape



cape



tape

8 Listen. Read and circle.   





He has a ma ^p_n e, a ca ⁿ_p e, and a cape with ta ⁿ_p e!

Unit 1

Lesson 3

9 Listen. Read along.  

I can take my cake to the lake.
I can take my cape and my cane. 
Oh, no! My cake is in my mane! 
Can you take the cake away with your rake?




10 Song



(See p. 72)

SIGHT WORDS

take away

no your

11 Listen and number. 



12 Write. Match the rhyming words. 

1



3



2



4



Phonics Build-Up

13 Say the words. Circle the rhyming word. Listen and check. 



make

lake

cane



lane

mane

tape