



# My PHONICS 4

AMERICAN EDITION

## Contents

<b>Unit 1 (bl, cl, fl, gD)</b>	p. 2	<b>Review 3</b>	p. 48
<b>Unit 2 (pl, sl, br, cr)</b>	p. 8	<b>Unit 7 (str, squ, spl, spr)</b>	p. 50
<b>Story Time</b>	p. 14	<b>Unit 8 (nd, nt, ng, nk)</b>	p. 56
<b>Review 1</b>	p. 16	<b>Story Time</b>	p. 62
<b>Unit 3 (dr, fr, gr, pr)</b>	p. 18	<b>Review 4</b>	p. 64
<b>Unit 4 (tr, sm, sn, sp)</b>	p. 24	<b>Extra Check</b>	p. 66
<b>Story Time</b>	p. 30	<b>Let's Play!</b>	p. 70
<b>Review 2</b>	p. 32	<b>Songs</b>	p. 72
<b>Unit 5 (st, sw, ch, sh)</b>	p. 34	<b>Picture Cards</b>	p. 73
<b>Unit 6 (ph, wh, th)</b>	p. 40	<b>My Phonics 4 Certificate</b>	p. 85
<b>Story Time</b>	p. 46		

Jenny Dooley



**Express Publishing**

# Unit 1

## Lesson 1

1 Listen, point, and repeat. 

**b + l = bl**

**black**

**blanket**

2 Chant and show! 

B-l, bl,  
Bl-ack, black,  
Black, black!



3 Circle and write. Say the words. 

1 b c l a p c a c



Blank writing lines for the first exercise.

2 c l b l a n k e t



Blank writing lines for the second exercise.

3 b c l o c k a n k



Blank writing lines for the third exercise.

4 b l a c k c l o c



Blank writing lines for the fourth exercise.

**c + l = cl**



**clap**



**clock**

4 Listen. Read and circle. 



**cl**ap for a **cl**ack **cl**anket, little **cl**ock!

# Unit 1

## Lesson 2

5 Listen, point, and repeat. 


**f** + **l** = **fl**



6 Chant and show! 

F and l, fl,  
Fl and ag, flag!



7 Circle the right words. Say the words.  

1



flute

flag

2



globe

glass

3



globe

glass

4



flute

flag

**g + l = gl**



**glass**



**globe**

8 Listen. Read and write.   



There is a   ag in the   ass and a   ute on the   obe!  
How funny!

9 Listen. Read along.  

“Tick-tock,” says the little black clock.  
“It’s time for bed!  
Pick up your flute! Pick up your flag!  
Pick up your globe and pick up your glass.  
Pick up your little warm blanket, too!  
It’s time for bed!”

**SIGHT WORDS**

pick up warm

**10 Song**

(See p. 72)

11 Listen and color. Circle.



1

bl      fl      gl




2

fl      cl      gl

12 Look, read, and complete.







1 Where are my   and my   ?

2 There is a      
 on the  .

## Phonics Build-Up

13 Listen and complete. Say the words.



bl		<input type="text"/> y		<input type="text"/> ass
cl				
fl				
gl		<input type="text"/> ove		<input type="text"/> ue