

My Next WRITING 2



My Next WRITING

Contents

Lesson Flowchart	04
How to Develop Writing Fluency	06
Developing a Paragraph into an Essay	10

Unit 1	Unit 1 My City	14
Unit 2	Unit 2 My Friends	22
Unit 3	Unit 3 My Dream Job	30
Unit 4	Unit 4 A Fun Ride	38
Unit 5	Unit 5 An Embarrassing Moment	46
Unit 6	Unit 6 If I Had a Lot of Money	54

Unit 7	Unit 7 How to Care for a Pet	64
Unit 8	Unit 8 A Book Review	72
Unit 9	Unit 9 A Useful Machine or Device	80
Unit 10	Unit 10 An Interesting Animal	88
Unit 11	Unit 11 A Famous Statue in My Country	96
Unit 12	Unit 12 A Fun Place to Visit	104

Writing Task Form	112
Scope and Sequence	114





Welcome to Rio de Janeiro

This is Rio de Janeiro. It's where I live.



A cable car line to Sugarloaf Mountain.

Hello, friends!
I'm Isabel Santos. I'm 11 years old.
I live in Rio de Janeiro, Brazil.
I live with Mom, Dad and Miguel, my older brother.
I will share my writings with you.
I hope you enjoy writing your stories!



Developing a Paragraph into an Essay

Topic Sentence

My Sticky Hobby

Sample Paragraph

My hobby is collecting all kinds of stickers. I began my collection because of my friend, Kelly. She showed me her sticker album one day. I was amazed to see so many pretty stickers. Then, Kelly gave me a few stickers from her collection. That is when I decided to start my wonderful hobby. Now, I already have three albums full of stickers. I go through my stickers during my free time, and it makes me happy.

Body Sentences

Closing Sentence

Beginning Paragraph

My Sticky Hobby

Sample Essay

Some boys collect baseball cards, some girls collect sea shells, and I collect stickers. Yes, my hobby is collecting all kinds of stickers, and it began when I was seven years old.

I still remember how I began my collection. It was because of my friend, Kelly. She showed me her sticker album one day. I was amazed to see so many pretty stickers. Then, Kelly gave me a few stickers from her collection. That is when I decided to start my wonderful hobby. Now, I already have three albums full of stickers. Sometimes Kelly and I show our albums to each other. We exchange our stickers for fun too.

During my free time, I go through my stickers and try to remember when and where I got them. It makes me happy. I must thank Kelly for her little gift.

Middle Paragraph

Ending Paragraph

Warming up is important in everything!



1. What is an Essay?

An essay is a piece of writing on a specific topic. It usually has three or more paragraphs. There are three parts to an essay: the beginning, the middle and the ending.

- The **beginning paragraph** introduces the topic of the essay. The topic sentence of a paragraph develops into the beginning paragraph of an essay.
- The **middle paragraphs** describe the main ideas of the topic. The body sentences of a paragraph develop into a middle paragraph with one main idea. The number of middle paragraphs depends on the number of main ideas you want to talk about in an essay.
- The **ending paragraph** adds one last thought to the topic. The closing sentence of a paragraph develops into the ending paragraph of an essay.

2. Thesis Sentence in the Beginning Paragraph

The beginning paragraph is to let the reader know the topic and get him interested in reading the essay. You start with a few interesting sentences to grab the reader's attention and write a thesis sentence which tells what the essay is all about.

Thesis Sentence of the Sample Essay

Yes, my hobby is collecting all kinds of stickers, and it began when I was seven years old.

Hmm...



3. Main Idea, Supporting Ideas and Details in the Middle Paragraph

The middle paragraph starts with a topic sentence that tells the main idea of the paragraph. The following sentences show several ideas that support the main idea. Each supporting idea is further explained by details. Details can be facts, examples or explanations.

► Main Idea (Topic Sentence)

Main Idea	I still remember how I began my collection.
-----------	---

► Supporting Ideas and Details

Supporting Idea	Details
1. It was because of my friend, Kelly.	1a She showed me her sticker album one day. 1b I was amazed to see so many pretty stickers.
2. Then, Kelly gave me a few stickers from her collection.	2 That is when I decided to start my wonderful hobby.
3. Now, I already have three albums full of stickers.	3a Sometimes Kelly and I show our albums to each other. 3b We exchange our stickers for fun too.

4. Strong Sentences in the Ending Paragraph

The ending paragraph shares feelings or thoughts about the topic. There is no set format to follow. You need a few strong sentences to wrap up the essay.



In *My Neat Writing 2*, we will practice writing a simple essay that has only one middle paragraph. Therefore, only one main idea about the topic will be discussed in an essay.

I'm ready to write my stories.
I hope you are too.



Part 1

Unit 1	My City	14
Unit 2	My Friends	22
Unit 3	My Dream Job	30
Unit 4	A Fun Ride	38
Unit 5	An Embarrassing Moment	46
Unit 6	If I Had a Lot of Money	54

UNIT 1 My City

1. Warm up


A. Talk about the picture and read the essay.

The Marvelous City

I live in Rio de Janeiro. Rio is in the southeast of Brazil. It is the second largest city in the country. It is beautiful and exciting, and it is called "The Marvelous City."

Like its nickname, there are many wonderful things to do and see in my city. We have Carnival in February, and that's the best time to visit Rio. Carnival is the biggest party in Brazil. You can see street parades and samba dances. If you like beaches, we have Ipanema and Copacabana. They are world-famous sandy beaches. We also have Tijuca Forest. It is the world's largest forest inside a city. You can enjoy the tropical rainforest without traveling far.

I have lived in Rio de Janeiro all my life, and I don't want to live anywhere else. Not only do I enjoy the nature and excitements in Rio, I also love the friendly people here.



B. Discuss the questions about the essay.

1. What city does Isabel live in? What kind of city is it?
2. What is the city famous for? What can people do and see there?
3. How long has Isabel lived in the city?
4. How does Isabel feel about the city?

2. Practice Vocabulary

A. What city do you live in? Where is it? Look at the map. Choose and complete the sentence.

in the middle of in the south of in the north of near
on the east coast of on the west coast of the capital city of

1. I live in Canberra.

It is the capital city of Australia.

2. I live in Brisbane.

It is _____ the country.

3. I live in Exmouth. It is _____ the country.

4. I live in Newcastle. It is _____ Sydney.

5. I live in Katherine. It is _____ the country.

6. I live in Flinders Ranges. It is _____ the country.

7. I live in Alice Springs. It is _____ Australia.



B. What do you see in the city? Choose and complete the sentence.

beach forest lake mountain river

1. We have a long _____ running through the city. There are many bridges over it.

2. We have a white sandy _____. Many people come for the sun and the waves.

3. We have a rocky _____. You can go rock climbing or ride a cable car to the top.

4. We have a big _____. You can enjoy water sports there.

5. We have a large _____. You can see all kinds of birds and trees.

C. What is special about the city? Look, choose and complete the sentence.

amusement park arts center market place tower palaces buildings statue subway zoo



1. We have an indoor _____. It is the largest in the world.
2. We have a good _____ system. It's the best way to get around the city.
3. We have royal _____. You can see traditional buildings and gardens there.



4. There are many tall _____. They are beautiful to look at, especially at night.
5. We have the Big Buddha. It is a large bronze _____ of Buddha.
6. There is a _____ with many little shops. You can buy anything there.



7. We have a performing _____. You can see operas and classical concerts.
8. We have a city _____. You can see many interesting animals there.
9. Our city has the tallest _____ in the country. You can see the whole city from there.

3. Practice Writing Longer Sentences

A. Choose and complete the sentence. Discuss your choices.

the best the oldest the second largest interesting

1. There are many _____ things to do and see in my city.
2. Spring is _____ time to visit my city.
3. It is one of _____ outdoor markets in the city.
4. Rio de Janeiro is _____ city in Brazil.

friendly tropical the world's largest world-famous

5. Ipanema and Copacabana are _____ sandy beaches.
6. People can see _____ trees like palm trees and banana trees.
7. Lotte World is _____ indoor amusement park in a city.
8. People are very _____ to tourists.

B. Choose and complete the sentence. Discuss your choices.

- with many parks
- with 10 million people
- with a long history
- without thieves or robbers
- without many cars
- without many tall buildings

1. It is a large city _____ with 10 million people.
2. It is a quiet city _____.
3. It is an old city _____.
4. It is a small city _____.
5. It is a safe city _____.
6. It is a beautiful city _____.

4. Practice Writing Details

A. Read the model essay on page 14 again. Match the idea with the details and write the letters.

Details

- a. They are world-famous sandy beaches.
- b. It is the world's largest forest inside a city.
- c. Carnival is the biggest party in Brazil.
- d. You can see street parades and samba dances.
- e. You can enjoy the tropical rainforest without traveling far.

Idea	Details
1. We have Carnival in February, and that's the best time to visit Rio.	c, d
2. If you like beaches, we have Ipanema and Copacabana.	
3. We also have Tijuca Forest.	

B. Choose and write the details of the idea. Make your own sentences for question 4.

- Soccer is the most popular sport in my city.
- There is a small lake with many ducks.
- There is a bike path along the stream.
- People can jog or take a walk along the stream.
- People can bungee jump in the park.
- Over 60,000 people can sit and watch the game.

Idea	Details
1. We have a beautiful stream.	1a 1b
2. We have a soccer stadium.	2a 2b
3. We have a wonderful city park.	3a 3b
4. We have an art museum.	4a 4b

5. Write Your Beginning Paragraph

The beginning paragraph introduces the topic of the essay.

A. Discuss your topic with a partner.

1. What city do you live in? What is your city like? Where is it?
2. What is your city famous for? What can people do and see there?
3. How long have you lived in your city?
4. How do you feel about your city?

B. Read the beginning paragraph of the model essay on page 14 again and complete the chart.

Writing Guide Questions	Beginning Paragraph of the Model Essay
What city do you live in?	I live in Rio de Janeiro.
Where is your city? What is your city like?	Rio is in the southeast of Brazil.

C. Make a plan for the beginning paragraph of your essay and complete the chart.

Writing Guide Questions	Beginning Paragraph of Your Essay
What city do you live in?	
Where is your city? What is your city like?	

6. Write Your Middle Paragraph

The middle paragraph describes the main idea of the topic.

A. Read the middle paragraph of the model essay on page 14 again and complete the chart.

Writing Guide Questions	Middle Paragraph of the Model Essay
Write the topic sentence.	There are many wonderful things to do and see in my city.
What is your city famous for?	We have Carnival in February, and that's the best time
What is special about your city?	to visit Rio.
What can people do and see there?	
Write 3 things and explain.	If you like beaches, we have Ipanema and Copacabana.
	We also have Tijuca Forest.

B. Make a plan for the middle paragraph of your essay and complete the chart.

Writing Guide Questions	Middle Paragraph of Your Essay
Write the topic sentence.	There are many wonderful things to do and see in my city.
What is your city famous for?	
What is special about your city?	
What can people do and see there?	
Write 3 things and explain.	

7. Write Your Ending Paragraph

The ending paragraph adds one last thought to the topic.

A. Read the ending paragraph of the model essay on page 14 again and complete the chart.

Writing Guide Questions	Ending Paragraph of the Model Essay
How long have you lived in your city?	I have lived in Rio de Janeiro all my life, and I don't
How do you feel about your city?	want to live anywhere else.

B. Make a plan for the ending paragraph of your essay and complete the chart.

Writing Guide Questions	Ending Paragraph of Your Essay
How long have you lived in your city?	
How do you feel about your city?	

8. Complete Your Essay

>> Photocopy the writing task form on page 113 and complete your essay.

Step 1 Title	Write the title of your essay.
Step 2 Beginning Paragraph	Use the chart in Activity 5C and write it.
Step 3 Middle Paragraph	Use the chart in Activity 6B and write it.
Step 4 Ending Paragraph	Use the chart in Activity 7B and write it.
Step 5 Revise and Edit	Read your essay and make necessary changes.

UNIT 2
My Friends

1. Warm up

A. Talk about the picture and read the essay.

Best Buddies

Maria and Rita are my two best buddies. We have been best friends since first grade. We are so close that we are like sisters.

Maria, Rita and I have many things in common. When we are together, we are always talking about something. There are many fun things to talk about like school, teachers and boys. We also enjoy having a sleepover. We usually have it at my house. We bring our sleeping bags and sleep on the floor. We like telling scary stories before going to sleep. Another thing we have in common is that we are good at text messaging. We can do it with our eyes closed. When we aren't together, we do text messaging instead of talking.

I am very thankful that Maria and Rita are my friends. They make me happy. I know that we will be best friends forever.

B. Discuss the questions about the essay.

- Who are Maria and Rita?
- How long has Isabel known them?
- What do they like doing together?
- How does Isabel feel about Maria and Rita?

2. Practice Vocabulary

A. What are your friends like? Choose and complete the sentence. Discuss your choices.

smart	funny	outgoing	talkative	kind	close	thoughtful	good
-------	-------	----------	-----------	------	-------	------------	------

- My friends and I are _____. We are always talking when we are together.
- My friends and I are very _____. We are like sisters.
- My friends are _____. They belong to many clubs.
- My friends are _____ at sports. They play soccer, baseball and basketball.
- My friends are _____. They won the first prize in the national math competition.
- My friends are _____. They always think about others.
- My friends are _____. They always help others.
- My friends are very _____. They always make me laugh.

B. How long have you been friends? Choose and complete the sentence. Discuss your choices.

time	grade	kids	summer	month	years
------	-------	------	--------	-------	-------

- We have been friends since first _____. We were in the same class.
- We have been friends for three _____. We met three years ago.
- We have been friends for a long _____. I don't remember when we became friends.
- We have been friends for a _____. We became friends very quickly.
- We have been friends since last _____. We met at the summer camp.
- We have been friends since we were little _____. Our mothers are friends too.

C. What do you do with your friends? Match and complete the sentence.

1 ~ 4	play	• text messaging
	do	• a sleepover
	go	• computer games
	have	• to camp



1. We play computer games.
We often play on-line games too.



2. We _____ at my house.
It is usually on a Saturday night.



3. We _____ every day.
It is more fun than talking on the phone.



4. We _____ together in the summer.
It is for two weeks.

5 ~ 7	are	• about everything
	talk	• model planes
	make	• on the school soccer team



5. We _____.
We are good players.



6. We _____ together.
We fly them in the park.



7. We _____.
Teachers call us little chatterboxes.

3. Practice Writing Longer Sentences

A. Choose and complete the sentence. Discuss your choices.

• since last year • on the floor • after school • with our eyes closed

- We are good at text messaging. We can do it With our eyes closed.
 - We enjoy riding our bikes. We usually get together _____.
 - We sleep _____ in our sleeping bags when we have a sleepover.
 - We have been friends _____. We were in the same class.
- in common • at soccer • about everything • around the neighborhood
- We are very close friends. We talk _____.
 - We take our dogs for a walk _____.
 - We are very good _____. We are on the school team.
 - We are very alike. We have many things _____.

B. Choose and complete the sentence using **when**. Discuss your choices.

• we aren't together • we play soccer against another team
• we have a sleepover • someone is in trouble
• the weather is good • we are hungry

- We do text messaging when we aren't together.
- We go swimming at the outdoor pool _____.
- We make peanut butter sandwiches _____.
- We play our best _____.
- We always help _____.
- It is usually at my house _____.

4. Practice Writing Details

A. Read the model essay on page 22 again. Match the idea with the details and write the letters.

Details	a. We can do it with our eyes closed.
	b. We usually have it at my house.
	c. When we aren't together, we do text messaging instead of talking.
	d. We bring our sleeping bags and sleep on the floor.
	e. We like telling scary stories before going to sleep.
	f. There are many fun things to talk about like school, teachers and boys.

Idea	Details
1. When we are together, we are always talking about something.	
2. We also enjoy having a sleepover.	
3. Another thing we have in common is that we are good at text messaging.	

B. Choose and write the details of the idea. Make your own sentences for question 4.

• We are both very good soccer players. • We have been friends since we were little boys.
• We have to do our homework first. • We usually ride our bikes around the neighborhood.
• He lives next door. • We go to soccer practice together every Sunday.

Idea	Details
1. Ken is my best friend.	1a 1b
2. Ken and I are on the school soccer team.	2a 2b
3. We like riding our bikes after school.	3a 3b
4. I am glad Ken is my best buddy.	4a 4b

5. Write Your Beginning Paragraph

The **beginning paragraph** introduces the topic of the essay.

A. Discuss your topic with a partner.

- Who are your best friends?
- How long have you been friends?
- What do you and your best friends have in common? What do you do together?
- How do you feel about them?

B. Read the beginning paragraph of the model essay on page 22 again and complete the chart.

Writing Guide Questions	Beginning Paragraph of the Model Essay
Who are your best friends?	<u>Maria and Rita are my two best buddies.</u>
How long have you been friends? What are they like?	<u>We have been best friends since first grade.</u>

C. Make a plan for the beginning paragraph of your essay and complete the chart.

Writing Guide Questions	Beginning Paragraph of Your Essay
Who are your best friends?	
How long have you been friends? What are they like?	

6. Write Your Middle Paragraph

The middle paragraph describes the main idea of the topic.

A. Read the middle paragraph of the model essay on page 22 again and complete the chart.

Writing Guide Questions	Middle Paragraph of the Model Essay
Write the topic sentence.	Maria, Rita and I have many things in common.
What do you and your friends have in common? What do you do together? Write 3 things and explain.	When we are together, we are always talking about something. We also enjoy having a sleepover. Another thing we have in common is that we are good at text messaging.

B. Make a plan for the middle paragraph of your essay and complete the chart.

Writing Guide Questions	Middle Paragraph of Your Essay
Write the topic sentence.	_____ have many things in common.
What do you and your friends have in common? What do you do together? Write 3 things and explain.	

7. Write Your Ending Paragraph

The ending paragraph adds one last thought to the topic.

A. Read the ending paragraph of the model essay on page 22 again and complete the chart.

Writing Guide Questions	Ending Paragraph of the Model Essay
How do you feel about your friends? What do you want to say to your friends?	I am very thankful that Maria and Rita are my friends.

B. Make a plan for the ending paragraph of your essay and complete the chart.

Writing Guide Questions	Ending Paragraph of Your Essay
How do you feel about your friends? What do you want to say to your friends?	

8. Complete Your Essay

>> Photocopy the writing task form on page 113 and complete your essay.

Step 1 Title	Write the title of your essay.
Step 2 Beginning Paragraph	Use the chart in Activity 5C and write it.
Step 3 Middle Paragraph	Use the chart in Activity 6B and write it.
Step 4 Ending Paragraph	Use the chart in Activity 7B and write it.
Step 5 Revise and Edit	Read your essay and make necessary changes.

UNIT 3

My Dream Job

1. Warm up


A. Talk about the picture and read the essay.

Going for the Dream

I want to be a kindergarten teacher when I grow up. I think being a kindergarten teacher is wonderful. It will be fun to teach little children and play with them.

There are many things I have to do to become a good kindergarten teacher. First, I have to read a lot of good books because I want to tell children good stories. I like teachers who tell great stories. Next, I have to learn how to play the piano because I want to teach music to children. I like teachers who can sing and play music. I also have to learn to draw well because I want to help children draw beautiful pictures.

I am happy when I think about my dream. I can't wait to grow up and become a kindergarten teacher. I know I will be a great teacher.



B. Discuss the questions about the essay.

- What does Isabel want to be when she grows up?
- What does Isabel think about her dream job?
- What does Isabel have to do now?
- How does Isabel feel when she thinks about her dream?

2. Practice Vocabulary

A. What do you want to be? Look, choose and complete the sentence.

actor	fire fighter	inventor	astronaut	teacher	singer	fashion designer	doctor
1. I want to be a _____ when I grow up.	2. I want to be an _____ when I grow up.	3. I want to be a _____ when I grow up.	4. I want to be a _____ when I grow up.	5. I want to be a _____ when I grow up.	6. I want to be an _____ when I grow up.	7. I want to be a _____ when I grow up.	8. I want to be an _____ when I grow up.

B. What is the job like? Choose and complete the sentence. Discuss your choices.

creative	exciting	cool	difficult	dangerous	fun
1. I think being an astronaut is _____. I can travel and work in space.	2. I think being a fire fighter is _____, but worthwhile. I can save people.	3. I think being a doctor is _____. I have to study so much.	4. I think being a kindergarten teacher is _____. I can play with children.	5. I think being an inventor is _____. I can have my own lab.	6. I think a fashion designer is a _____ job. I have to create new clothes.

C. What do you have to do for your dream job? Look, choose and complete the sentence.

practice read study exercise play take get learn draw



1. I have to _____ regularly. I need to be physically fit.
2. I have to _____ making clothes for my dolls.
3. I have to learn how to _____ the piano.



4. I have to _____ foreign languages like Russian and English.
5. I have to _____ voice lessons.
6. I have to _____ a lot of good books.



7. I have to study to _____ good grades.
8. I have to learn how to _____ and paint.
9. I have to _____ science and math hard.

3. Practice Writing Longer Sentences

A. Choose and complete the sentence. Discuss your choices.

• to talk to astronauts • to be an opera singer • to be fit physically

1. I have to take voice lessons _____ to be an opera singer.
2. I have to exercise every day _____.
3. I have to learn foreign languages _____ from other countries.
- to help and cure sick people • to perform on the stage • to teach children
4. It will be fun _____.
5. It will be exciting _____.
6. It will be worthwhile _____.

B. Choose and complete the sentence using **because**. Discuss your choices.

• I want to be a famous soccer player • I want to tell children good stories • I think it is a fun job

1. I have to read a lot of good books _____ because I want to tell children good stories.
2. I play soccer every day _____.
3. I want to be a kindergarten teacher _____.
- I want to get into a medical school • I want to be a fashion designer • I am good at acting
4. I practice making clothes for my dolls _____.
5. I have to study hard _____.
6. I want to be a movie actor _____.

4. Practice Writing Details

A. Read the model essay on page 30 again. Match the idea with the details and write the letters.

Details

- a. It will be fun to teach little children and play with them.
- b. I like teachers who can sing and play music.
- c. I like teachers who tell great stories.
- d. I think being a kindergarten teacher is wonderful.

Idea	Details
1. I want to be a kindergarten teacher when I grow up.	
2. I have to read a lot of good books because I want to tell children good stories.	
3. I have to learn how to play the piano because I want to teach music to children.	

B. Choose and write the details of the idea. Make your own sentences for question 4.

- Being physically fit is very important. • I want to talk to astronauts from other countries.
- I think being an astronaut is very exciting. • All astronauts go through hard training.
- I want to learn Russian and English. • I can travel to far away stars in space.

Idea	Details
1. I want to be an astronaut when I grow up.	1a 1b
2. I have to exercise every day to become an astronaut.	2a 2b
3. I have to learn foreign languages.	3a 3b
4. I am happy when I imagine myself being an astronaut.	4a 4b

5. Write Your Beginning Paragraph

The beginning paragraph introduces the topic of the essay.

A. Discuss your topic with a partner.

1. What do you want to be when you grow up?
2. Why do you want to have that job?
3. What do you have to do now for your dream job?
4. How do you feel when you think about your dream?

B. Read the beginning paragraph of the model essay on page 30 again and complete the chart.

Writing Guide Questions	Beginning Paragraph of the Model Essay
What do you want to be?	I want to be a kindergarten teacher when I grow up.
Why do you want to have that job?	I think being a kindergarten teacher is wonderful.

C. Make a plan for the beginning paragraph of your essay and complete the chart.

Writing Guide Questions	Beginning Paragraph of Your Essay
What do you want to be?	
Why do you want to have that job?	

6. Write Your Middle Paragraph

The **middle paragraph** describes the main idea of the topic.

A. Read the middle paragraph of the model essay on page 30 again and complete the chart.

Writing Guide Questions	Middle Paragraph of the Model Essay
Write the topic sentence.	There are many things I have to do to become a good kindergarten teacher.
What do you have to do now for your dream job? Write 3 things and explain.	First, I have to read a lot of good books. Next, I have to learn how to play the piano.

B. Make a plan for the middle paragraph of your essay and complete the chart.

Writing Guide Questions	Middle Paragraph of Your Essay
Write the topic sentence.	There are many things I have to do to become a(n) _____.
What do you have to do now for your dream job? Write 3 things and explain.	

7. Write Your Ending Paragraph

The **ending paragraph** adds one last thought to the topic.

A. Read the ending paragraph of the model essay on page 30 again and complete the chart.

Writing Guide Questions	Ending Paragraph of the Model Essay
How do you feel when you think about your dream? What is your last thought on the topic?	I am happy when I think about my dream.

B. Make a plan for the ending paragraph of your essay and complete the chart.

Writing Guide Questions	Ending Paragraph of Your Essay
How do you feel when you think about your dream? What is your last thought on the topic?	

8. Complete Your Essay

>> Photocopy the writing task form on page 113 and complete your essay.

Step 1 Title	Write the title of your essay.
Step 2 Beginning Paragraph	Use the chart in Activity 5C and write it.
Step 3 Middle Paragraph	Use the chart in Activity 6B and write it.
Step 4 Ending Paragraph	Use the chart in Activity 7B and write it.
Step 5 Revise and Edit	Read your essay and make necessary changes.

UNIT 4
A Fun Ride

1. Warm up


A. Talk about the picture and read the essay.

Drop from the Sky

I like many rides at the amusement park, but my favorite is Gyro Drop. It is a drop tower at the Enchanted Land Park in Rio de Janeiro. My brother and I always ride it when we go there.

Gyro Drop is a very exciting ride. It is a round tower, and it is about 70 m high. At the bottom of the tower, there is a round gondola with seats around it. When I ride it, I take a seat and put on the safety belt. The gondola goes up slowly to the top and stays there for 2 seconds. Then, it drops all of a sudden. It is the dropping that I like most about the ride.

I think Gyro Drop is the most thrilling ride at the amusement park. You should try it next time you go to an amusement park. It might look scary at first, but you will love it.



B. Discuss the questions about the essay.

- What is Isabel's favorite ride?
- Where is it?
- What does it look like?
- What does Isabel like most about the ride?

2. Practice Vocabulary

A. What is your favorite ride? Look, choose and complete the sentence.

Ferris wheel roller coaster drop tower swing boat bumper car swing



- My favorite ride is Fly Away. It is a _____ ride.
- My favorite ride is Rolling X-Train. It is a _____ ride.
- My favorite ride is Crazy Cars. It is a _____ ride.



- My favorite ride is Gyro Drop. It is a _____ ride.
- My favorite ride is Viking Adventure. It is a _____ ride.
- My favorite ride is Sky Wheel. It is a _____ ride.

B. What is the ride like? Choose, circle and complete the sentence. Discuss your choices.

exciting dangerous thrilling frightening fun boring

- I think the roller coaster is the most / the least _____ ride.
- I think the Ferris wheel is the most / the least _____ ride.
- I think the Viking ride is the most / the least _____ ride.
- I think the drop tower is the most / the least _____ ride.