

# Contents

<b>Characters</b>	3
<b>Unit 1      School</b>	4
<b>Unit 2      Feelings</b>	14
Review 1 (Units 1–2)	24
<b>Unit 3      Abilities</b>	28
<b>Unit 4      Activities</b>	38
Review 2 (Units 3–4)	48
<b>Unit 5      Places and Transportation</b>	52
<b>Unit 6      My Things</b>	62
Review 3 (Units 5–6)	72
<b>Unit 7      Food and Drink</b>	76
<b>Unit 8      Sports and Hobbies</b>	86
Review 4 (Units 7–8)	96
<b>Grammar Bank</b>	100
<b>Word List</b>	112

# Characters

Meet Nick's family.



Meet some of Nick's friends and his teachers.



# 1 School

## Lesson 1


### Vocabulary

1 Listen, point and say.  CD1 02



– z /zed/

– z /zi:/

2 Nick and his friends are in the classroom. Listen and circle.  CD1 03

- |                                      |            |    |
|--------------------------------------|------------|----|
| 1. Sue's sister's name is May.       | <u>Yes</u> | No |
| 2. Nick's cat's name is Happy.       | Yes        | No |
| 3. Sam's baby sister's name is Alex. | Yes        | No |
| 4. Sue's cousin's name is Anna.      | Yes        | No |

3 Ask and answer about your family members' names.

What's your father's name?

My father's name is **Bill**. **B-I-L-L**.

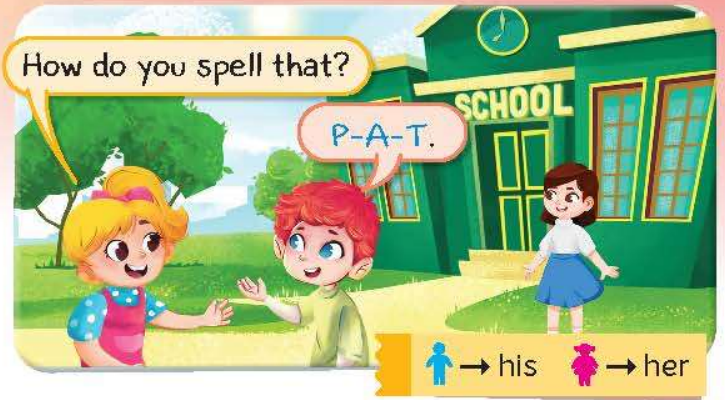


Workbook p. 4

More practice

4 Listen and read, then practise.  04

Language Focus



5 Read and complete. Practise.



- 1  
A: What's her name?  
B: Her name is Sue.  
A: How do you spell that?  
B: S-U-E.



- 2  
A: What's \_\_\_\_\_ name?  
B: \_\_\_\_\_ name is \_\_\_\_\_.  
A: How do you \_\_\_\_\_ that?  
B: B-I-L-L.



- 3  
A: What's \_\_\_\_\_ name?  
B: \_\_\_\_\_ name is \_\_\_\_\_.  
A: How \_\_\_\_\_ you spell \_\_\_\_\_?  
B: \_\_\_\_\_.



- 4  
A: What's \_\_\_\_\_ name?  
B: \_\_\_\_\_ name is \_\_\_\_\_.  
A: \_\_\_\_\_ do you \_\_\_\_\_ that?  
B: \_\_\_\_\_.

6 Play the 'Chain' game.



1 Listen, point and say.  CD1 05

1  
bookcase

2  
cupboard

3  
computer

4  
mouse

5  
keyboard

2 Nick and Mrs White are in the computer room.  
Listen and tick (✓).  CD1 06

one mouse - two mice/mouses  
one bookcase - two bookcases

1. Where is Mrs White's phone?



2. What has Nick got in his bedroom?



3. What does Nick want for his birthday?



3 Ask and answer about things you have got at home.

Have you got a **bookcase**?

Yes, I have. / No, I haven't.



Workbook p. 6

More practice

4 Listen and read, then practise.  07

Language Focus



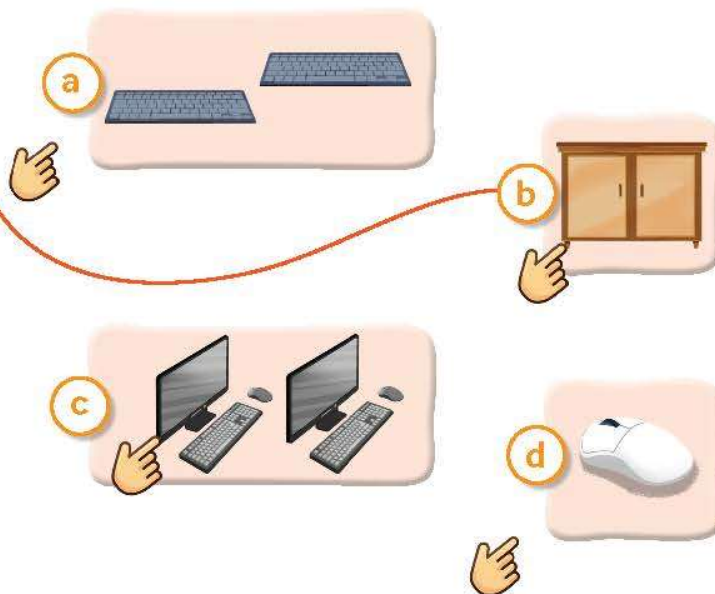
5 Read and draw lines, then circle. Practise.

1 **This** That is a cupboard.

2 **These/Those** are keyboards.

3 **This/That** is a mouse.

4 **These/Those** are computers.



6 You are Dan or Ann. Role-play.



Workbook p. 7

More practice


# 1

## Lesson 3

## Vocabulary

1 Listen, point and say.  CD1 08



2 Nick and his friends are in the classroom. Listen and draw lines.  CD1 09


3 Point, ask and answer about the colours of the things in Task 1.


What colour is the **mouse**?

It's **purple**.

What colour are the **notebooks**?

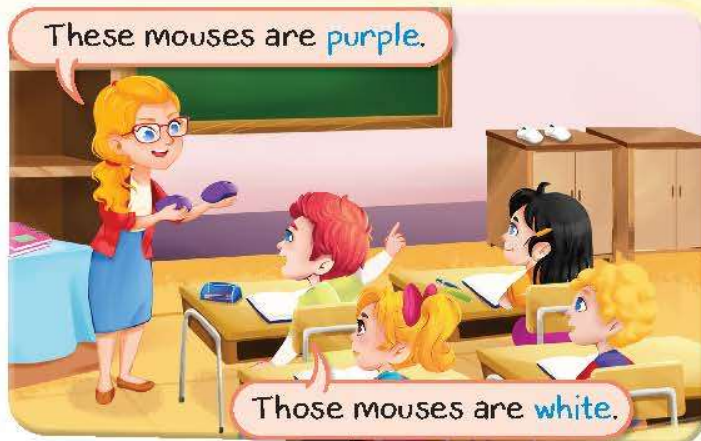

They're **pink**.

 Workbook p. 8

More practice 

**4** Listen and read, then practise.  10

**Language Focus**



**5** Read and circle, then complete. Practise.

1



This/That bookcase is brown.

2



This/That cupboard is \_\_\_\_\_.

3



These/Those computers are \_\_\_\_\_.

4



These/Those keyboards are \_\_\_\_\_.

**6** Write four sentences about things around you. Then tell your friend.


1. This \_\_\_\_\_ is \_\_\_\_\_.
2. That \_\_\_\_\_ is \_\_\_\_\_.
3. These \_\_\_\_\_ are \_\_\_\_\_.
4. Those \_\_\_\_\_ are \_\_\_\_\_.



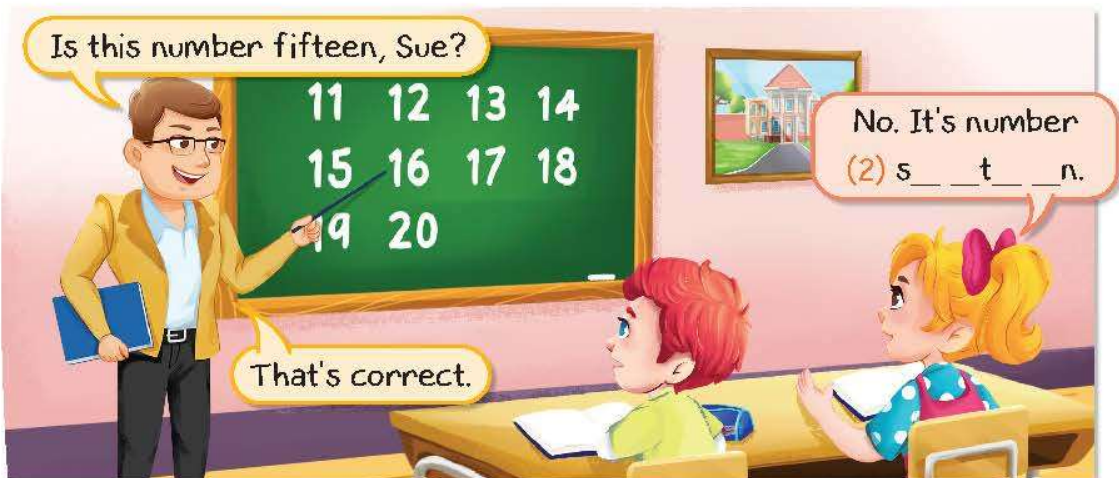
Workbook p. 9

More  
practice

1 Listen, point and say.  CD1 11

2 Read and complete. Then listen and check.  CD1 12

- eleven **11**
- twelve **12**
- thirteen **13**
- fourteen **14**
- fifteen **15**
- sixteen **16**
- seventeen **17**
- eighteen **18**
- nineteen **19**
- twenty **20**



3 Listen again and role-play the conversations.

 Workbook p. 10

More practice 